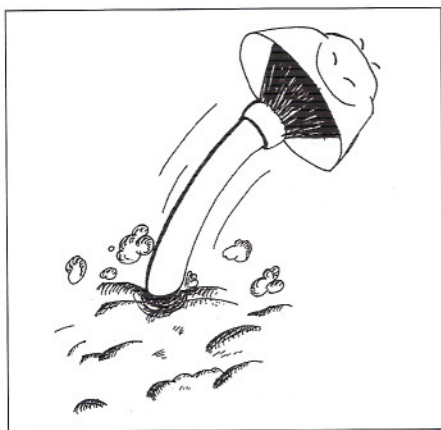


# The problem of short element life

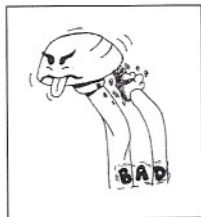

**M**ANY fleet operators are unaware of the importance of good filtration maintenance and service: filter maintenance awareness will extend equipment life and reduce the fleet's downtime.

If an operator is experiencing air cleaner problems, follow the steps below:

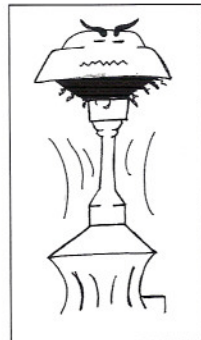
- Check to make sure the inlet is located away from heavy dust concentrations.




- Check the inlet location; be certain that exhaust gases are directed above and away from the air cleaner inlet. Soot from exhausts is a prime enemy of paper filters.




- Check the air supply to the air cleaner; it must be of adequate size and unrestricted.




- Check the air cleaner to make sure it is the correct size for the engine.



- Check to make sure the air cleaner element was new or properly cleaned when installed.



- Check the clean air ducting after the air cleaner, to be certain it is of adequate size and unrestricted.
- Check the service indicator for damage, working lock-up function and correct calibration as per engine manufacturer's recommendation.



Low pre-cleaner efficiency will cause short element life. Low pre-cleaning efficiency can be caused by:

- Leaking dust cup to air cleaner body joint; cup must seal-360° around the air cleaner.
- A damaged or missing vacuator valve.
- Plugging or build up in the vanes of the pre-cleaner.
- Damage to the pre-cleaning section of the air cleaner.

Further info: [www.donaldson.co.za](http://www.donaldson.co.za)